

# Stark County's Influenza Weekly Report

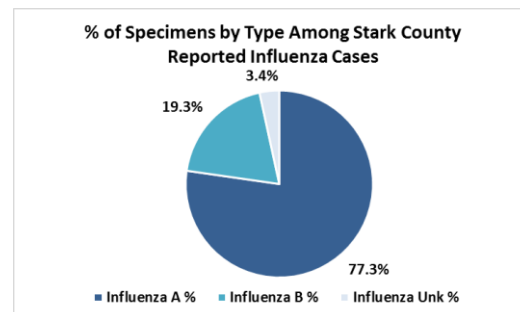
## Week 49 (12/3/17-12/9/17)



**Public Health**  
Prevent. Promote. Protect.

### During Week 49:

- During week 49, Stark County had 14 influenza-associated hospitalizations.
- Nationally, there was one influenza-associated pediatric death reported. None in Stark County
- One human infection with a novel influenza A virus was reported during week 49, associated with exposure to swine.
- During week 49, 500 influenza A specimens were collected nationally from public health laboratories, which made up 89% of all positive specimens; 5.2% subtyped as the 2009 H1N1 virus, 92.8% subtyped as the H3 virus, and subtyping was not performed on the remainder.



### So Far this Year:

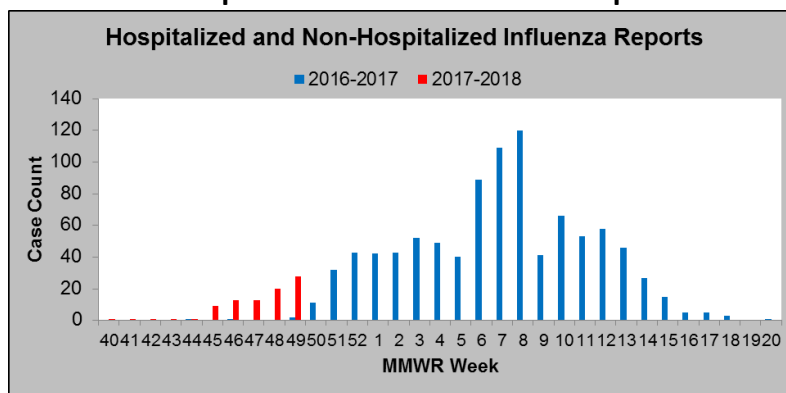
- There have been 46 influenza-associated hospitalizations so far this year in Stark County.
  - Ages of those hospitalized for influenza have ranged from 2 years to 96 years of age with the average age being 61.6 years (median 68 years old).
- A cumulative rate of 4.3 laboratory-confirmed influenza-associated hospitalizations per 100,000 people was reported.
- Up through week 49, 13,393 specimens were collected nationally from public health laboratories. 3,228 were typed as influenza A, comprising 87.0% of all specimens collected. Of these 8.6% were subtyped as the 2009 H1N1 virus while 90.3% were subtyped as the H3 virus.
- Nationally, there have been eight influenza-associated pediatric deaths reported so far this year. Last year, at the same time, there were zero.

### Viruses Circulating vs. Viruses in this Year's Vaccine:

- Nationally since October 1, 2017, 314 specimens were characterized as Influenza A.
  - There were 256 influenza A(H3N2) viruses collected and 98.5% matched the influenza A (H3N2) component in this year's vaccine. There were 58 influenza A (H1N1) viruses collected and all matched the influenza A (H1N1) component in this year's vaccine.
- Nationally since October 1, 2017, 86 specimens were characterized as Influenza B.
  - Of these, 57 subtyped from the Yamagata Lineage and 2 subtyped from the Victorian Lineage. Of these specimens, 100% of the Yamagata Lineage matched the Influenza B component of the 2017-2018 vaccine and 50% of the Victorian Lineage matched.

### Graph 1: Hospitalized and Non-Hospitalized Influenza Cases Reported to the Local Health Department.

- ◆ There were 28 cases of hospitalized and non-hospitalized influenza reported for Week 49 in Stark County. Last year at this time there were two cases. Stark County increased to 88 cases reported so far this year compared to 4 cases reported at this point last year.



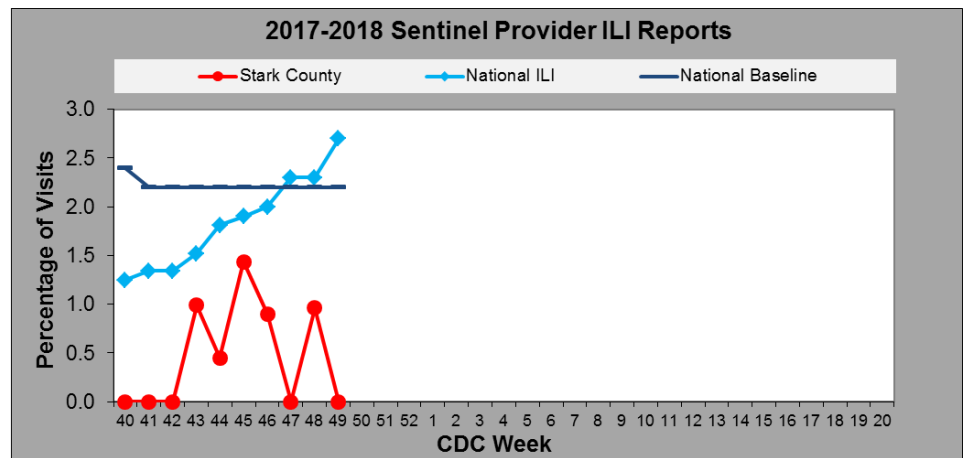
\* All data presented in this weekly report are preliminary and may change as additional information is received.

\* Multiyear averages included in this weekly report do not include the 2009/2010 H1N1 season.

- If you have any questions please contact Avi Joseph at 330.493.9914 or [josepha@starkhealth.org](mailto:josepha@starkhealth.org) or Amanda Archer at 330.499.3327 or [aarcher@cantonhealth.org](mailto:aarcher@cantonhealth.org)

**Graph 2: Sentinel Provider Reported Influenza Like Illness (ILI) in Stark County.**

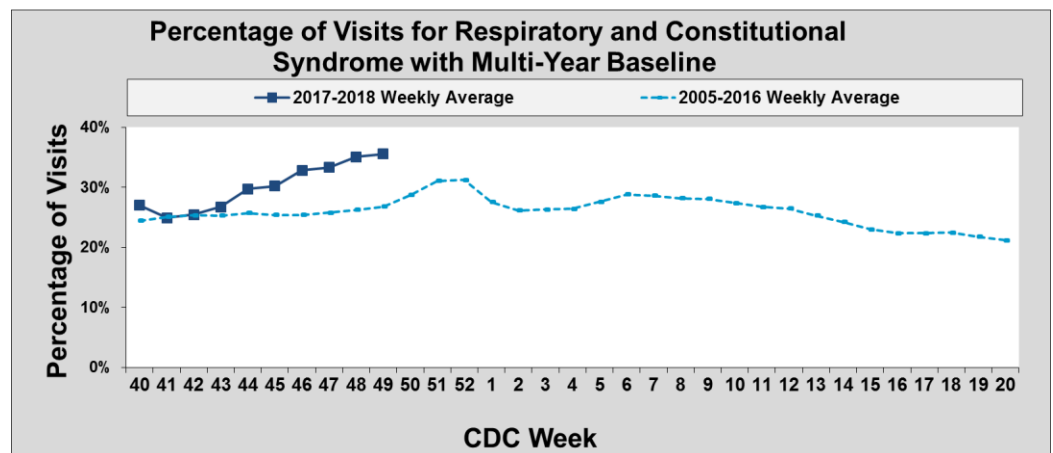
- ◆ During week 49, no Stark County Sentinel Providers reported the percentage of their visits identified as ILI. Nationally, it was reported that 2.7% of visits were for ILI, which is above the national baseline at 2.2% of visits.



**Graph 3: Emergency Department Visits for Respiratory and Constitutional Syndromes.**

(Source: Health Monitoring Systems, EpiCenter, Hospital and Stat Care Patient Registration Surveillance System)

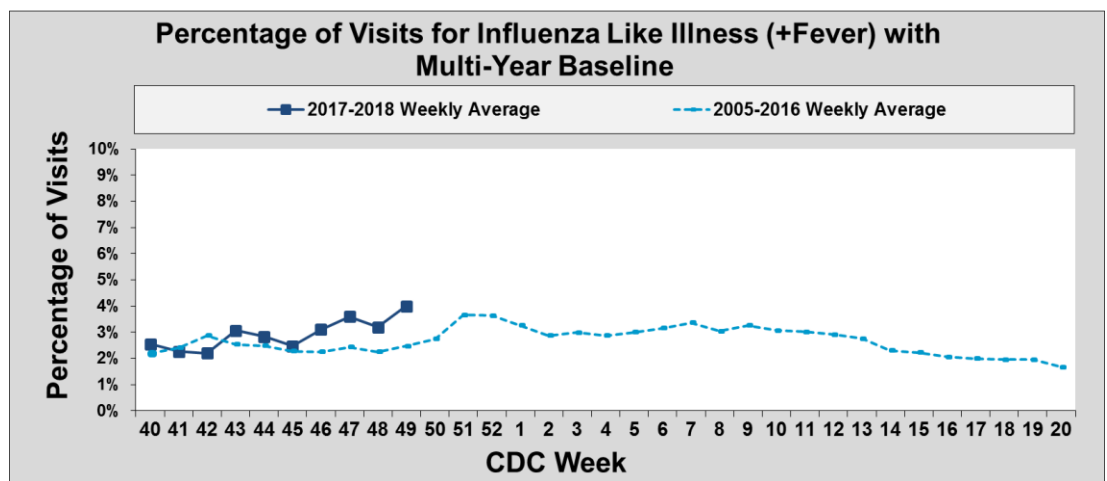
- ◆ ED and Stat Care visits for respiratory and constitutional syndrome continue to increase and continue to remain above the multi-year baseline average during week 49.



**Graph 4: Emergency Department (ED) Visits for Influenza Like Illness (+Fever).**

(Source: Health Monitoring Systems, EpiCenter, Hospital and Stat Care Patient Registration Surveillance System)

- ◆ ED and Stat Care visits for ILI + Fever for MMWR week 49 increased, and continue to remain above the multi-year average.



\* All data presented in this weekly report are preliminary and may change as additional information is received.

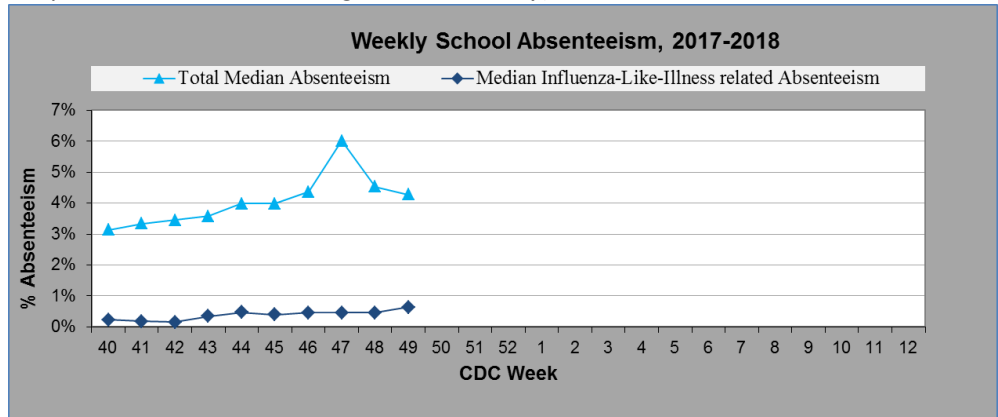
\* Multiyear averages included in this weekly report do not include the 2009/2010 H1N1 season.

➤ If you have any questions please contact Avi Joseph at 330.493.9914 or [josepha@starkhealth.org](mailto:josepha@starkhealth.org) or Amanda Archer at 330.499.3327 or [aarcher@cantonhealth.org](mailto:aarcher@cantonhealth.org)

**Graph 5: Stark County School Absenteeism.**

(Source: Voluntary reporting by multiple school districts throughout the county)

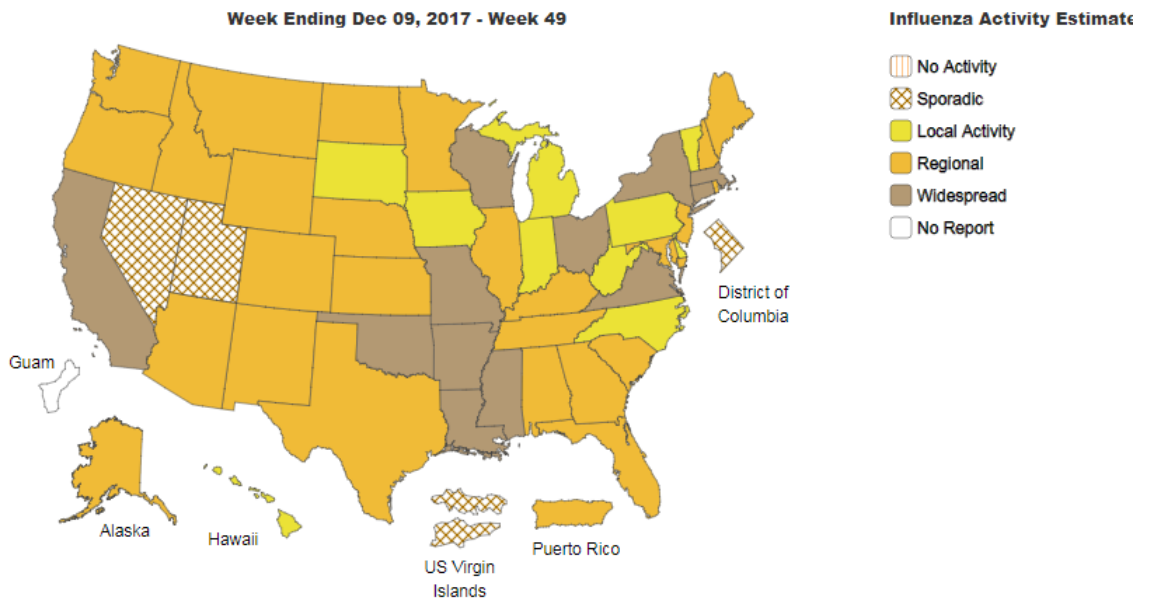
◆ During week 49, there were 47 school absenteeism reports submitted. Median influenza-like illness related absenteeism increased to 0.63%.



**Map: Weekly Geographic Influenza Activity Estimates Reported by State and Territorial Epidemiologists Syndromes.**

(Source: Health Monitoring Systems, EpiCenter, hospital and stat care patient registration surveillance system)

◆ During week 49, Ohio was designated as having widespread influenza activity, the highest measure of spread. 11 other states reported widespread activity.



Alliance City Health Department  
cityofalliance.com/health



Promoting and Protecting Health Since 1849

Canton City Health Department  
cantonhealth.org



Massillon City Health Department  
massillonohio.com/health



Stark County Health Department  
starkhealth.org

\* All data presented in this weekly report are preliminary and may change as additional information is received.

\* Multiyear averages included in this weekly report do not include the 2009/2010 H1N1 season.

➤ If you have any questions please contact Avi Joseph at 330.493.9914 or [josepha@starkhealth.org](mailto:josepha@starkhealth.org) or Amanda Archer at 330.499.3327 or [aarcher@cantonhealth.org](mailto:aarcher@cantonhealth.org)